



AMA CHARTER 534

General Meeting Minutes

May 14, 2024

President Jay Strickland opened the meeting at 7pm at the Senior Center with 15 members present.

Minutes

The Minutes for the General and Board Meetings were read.

Treasurer's Report

Art has published the report. It is on our Web Site.

OSU Solar Flight Project

On Hold.

Renewal Lease

Jay reported we have a twenty (10 plus 10) year lease.

Green Astro Turf

Jay has requested 10 rolls of Green Astro Turf.

Pilot Station/Walkway/Concrete

This work is complete.

Glider Monument Mount

Jay will install bolts for mounting when concrete is cured.

Fun Fly

Jerry shared that everyone had a good time. He reported that participation was up this year.

First Place - Scott Hudson. Second Place – Rick Lindsay. Third Place – Mike Dunham.

Winter Build Maiden Flight

No report. Doug was absent.

Scale Event

No report. John was absent.

Ashland Airport Days

Rob shared that Rogue Eagles RC Club will participate. Static display only.

Float Fly

Dale reported we are ready to go.

Show and Tell

Babe Caltabiano

Raiden – one year in construction. Total scratch build. Power DLE 20. Painted in Japanese Colors. Beautiful Airplane.

Rob Merriman

1/72 scale F-16 beautiful detail work.

4/48 scale Hellcat beautiful detail work.

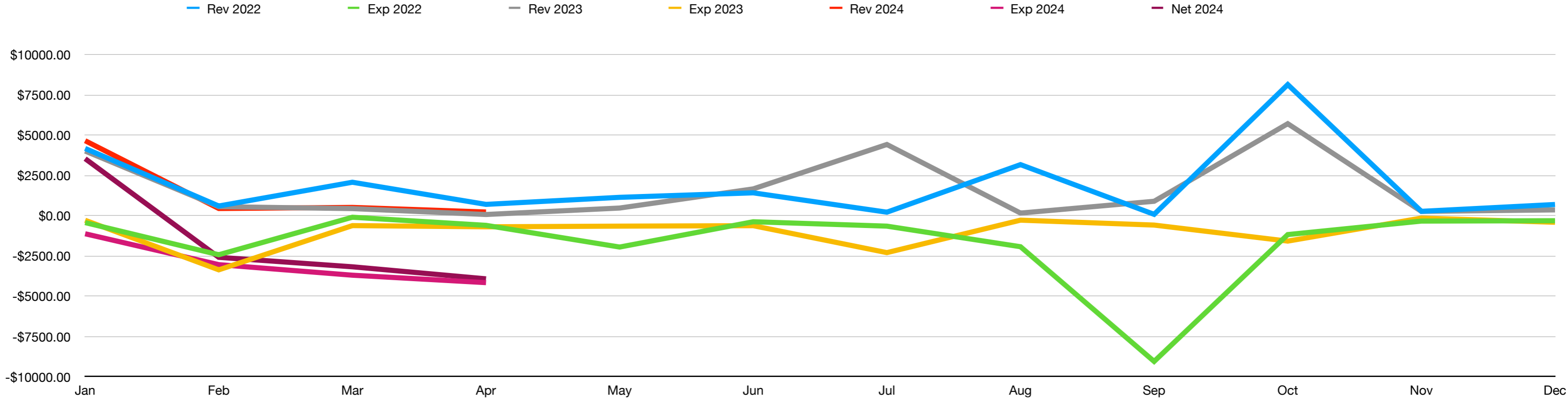
Rob placed first for each airplane in the Spring Show in Seattle. (640 entries) Congratulations Rob!!

Meeting adjourned at 8:00pm

Submitted by Larry Miller

Table 1

| | Jan | Feb | Mar | Apr | May | Jun | Jul | Aug | Sep | Oct | Nov | Dec |
|-----------------|------------|-------------|------------|------------|------------|-----------|------------|------------|------------|------------|-----------|---------|
| Rev 2022 | \$4185.00 | \$609.70 | \$2085.70 | \$709.76 | \$1147.86 | \$1427.01 | \$225.00 | \$3180.39 | \$90.91 | \$8153.58 | \$277.79 | 703.24 |
| Exp 2022 | -\$422.19 | -\$2,418.83 | -\$88.22 | -\$592.04 | -\$1941.34 | -\$368.73 | -\$642.07 | -\$1920.88 | -\$9048.51 | -\$1166.10 | -\$328.41 | -305.22 |
| Rev 2023 | \$4023.50 | \$566.86 | \$448.56 | \$81.56 | \$483.00 | \$1673.03 | \$4431.62 | \$169.91 | \$903.31 | \$5723.44 | \$274.00 | 367 |
| Exp 2023 | -\$277.78 | -\$3356.57 | -\$609.42 | -\$683.06 | -\$641.77 | -\$614.14 | -\$2287.95 | -\$270.28 | -\$575.88 | -\$1571.96 | -\$141.32 | -401.96 |
| Rev 2024 | \$4666.67 | \$454.06 | \$521.96 | \$237.00 | | | | | | | | |
| Exp 2024 | -\$1116.04 | -\$3033.31 | -\$3690.00 | -\$4152.43 | | | | | | | | |
| Net 2024 | \$3550.63 | -\$2579.25 | -\$3168.04 | -\$3915.43 | | | | | | | | |
| | | | | | | | | | | | | |
| | | | | | | | | | | | | |



Friday, May 10, 2024

Fellow board members,

Attached is the Treasurer's Report for April 2024.

- I. Cash Flow: Displays significant changes in our finances; all as predicted. Revenues for the month were nearly non-existent. Expenses took a deep dive south. We are moving along with no income on the immediate horizon but expenses continue. At this point we must turn our attention to the revenue builders on the calendar.
- II.
- III. Trends:
 - A. For April total account balances have dropped down to slightly more than \$22,000. Bear in mind that our "liquid" accounts are the Associate Checking and Money Maker. Our CD's total more than \$10,000 and each is performing nicely at 6% apr.
 - B. Out membership now stands at 143. This still differs from Eric's tabulation as we are still determining where we stand with youth members.
- IV. Income & Expense: The I&E story is pretty well explained by the "gold" section of each of the donut graphics.

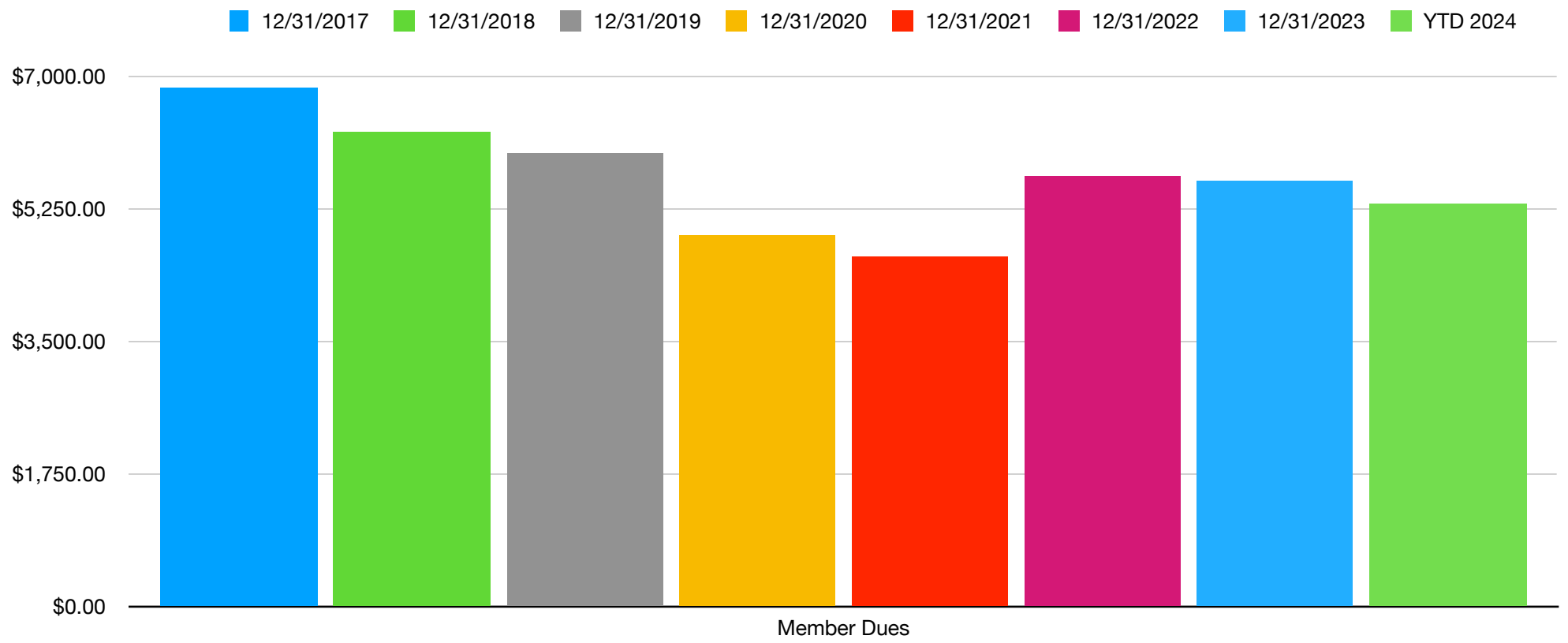
All reports have been forwarded to Sean Mersh for publication on the club's website.

Respectfully submitted,

Art

Rogue Eagles Trends @ 30 April 2024

| Annual Revenue | 12/31/2017 | 12/31/2018 | 12/31/2019 | 12/31/2020 | 12/31/2021 | 12/31/2022 | 12/31/2023 | YTD 2024 |
|-----------------------|-------------|------------|-------------|------------|------------|-------------|-------------|-------------|
| Member Dues | \$6,845.00 | \$6,240.00 | \$5,965.00 | \$4,885.00 | \$4,615.00 | \$5,657.50 | \$5,614.00 | \$5,320.00 |
| % of 2017 | | 91% | 87% | 71% | 67% | 83% | 82% | 78% |
| Total Revenue | \$11,403.00 | \$9,341.00 | \$11,369.00 | \$6,218.00 | \$9,110.14 | \$23,560.45 | \$19,185.75 | \$5,879.69 |
| % of 2017 | | 82% | 100% | 55% | 80% | 207% | 168% | 52% |
| Total Expenses | \$11,150.00 | \$6,696.00 | \$8,709.00 | \$9,381.00 | \$5,520.27 | \$19,865.90 | \$12,107.11 | \$11,991.78 |
| % of 2017 | | 60% | 78% | 84% | 50% | 178% | 109% | 108% |
| Members | 137 | 125 | 119 | 98 | 110 | 130 | 136 | 143 |



RE Account Balances @ 30 April 2024

| 2024 Membership Status | Number in Category |
|---------------------------|--------------------|
| Paid in 2021 | 113 |
| Open Members | 120 |
| Jr Members | 9 |
| Family Members | 9 |
| Life Members | 4 |
| Associate Members | 1 |
| Total 2023 Members | 143 |

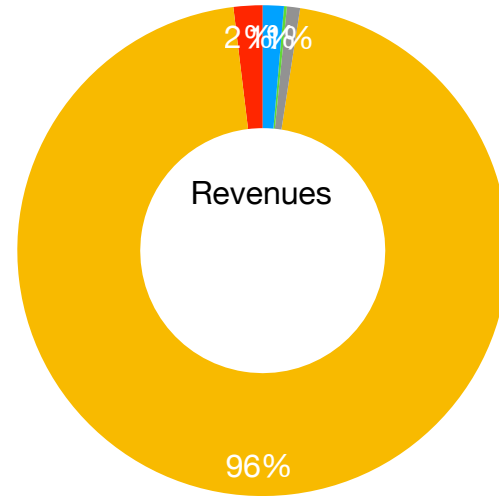
| Account | Balance |
|-----------------------|--------------------|
| Assoc. Checking | \$4,731.18 |
| Money Maker | \$6,727.37 |
| Business Savings | \$25.77 |
| Bus. Ownership | \$874.30 |
| Sub Totals | \$12,358.62 |
| 6 month CD #1 | \$5,003.27 |
| 6 month CD #2 | \$5,000.00 |
| Total Deposits | \$22,361.89 |

Rogue Eagles I&E

- Day Use Fees
- Event Proceeds
- Gifts & Donations
- Membership Income
- Interest Income (includes 6mo CDs)
- Promotion Income

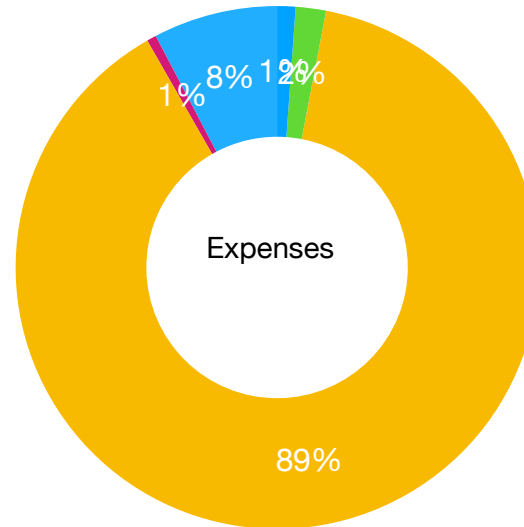
Revenue - YTD at 30 April 2024

| | |
|------------------------------------|-------------------|
| Day Use Fees | \$80.00 |
| Event Proceeds | \$11.00 |
| Gifts & Donations | \$50.00 |
| Membership Income | \$5,533.00 |
| Interest Income (includes 6mo CDs) | \$110.69 |
| Promotion Income | \$0.00 |
| Total income | \$5,784.69 |



Expenses - YTD at 30 April 2024

| | |
|-----------------------|--------------------|
| Admin | \$130.00 |
| Bill & Utilities | \$215.12 |
| Event Expenses | \$0.00 |
| Facilities | \$10,182.37 |
| Gifts & Donations | \$0.00 |
| Marketing & Promotion | \$67.17 |
| Membership - | \$882.24 |
| Reimbursable Expenses | \$514.88 |
| Total expenses | \$11,991.78 |



Net Income

| | |
|-------------------------|-------------|
| Revenues minus Expenses | -\$6,207.09 |
|-------------------------|-------------|

- Admin
- Bill & Utilities
- Event Expenses
- Facilities
- Gifts & Donations
- Marketing & Promotion
- Membership -